

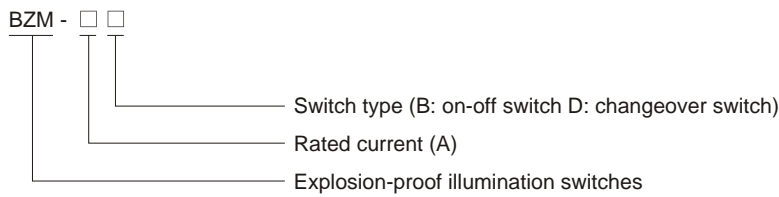


Installation Switches

BZM Series Explosion-proof Illumination Switches

- ◆ Explosion protection to
 - CENELEC
 - IEC
 - NEC
- ◆ Can be used in
 - Zone 1 and Zone 2
- ◆ Copper-free aluminium enclosure; powder coated external surface.
- ◆ Two options:
 - On-off switch
 - Changeover switch

Catalogue number logic



Selection table

Type/Ordering code	Chart of contact	Corresponding switch	Weight (kg)																														
BZM-16B	<table border="1"> <tr> <td></td> <td>0</td> <td>I</td> <td>0</td> <td>I</td> </tr> <tr> <td></td> <td>0°</td> <td>90°</td> <td>180°</td> <td>270°</td> </tr> <tr> <td>1○</td> <td></td> <td>x</td> <td></td> <td>x</td> </tr> <tr> <td>3○</td> <td></td> <td>x</td> <td></td> <td>x</td> </tr> <tr> <td>5○</td> <td></td> <td>x</td> <td></td> <td>x</td> </tr> <tr> <td>7○</td> <td></td> <td>x</td> <td></td> <td>x</td> </tr> </table>		0	I	0	I		0°	90°	180°	270°	1○		x		x	3○		x		x	5○		x		x	7○		x		x		0.85
	0	I	0	I																													
	0°	90°	180°	270°																													
1○		x		x																													
3○		x		x																													
5○		x		x																													
7○		x		x																													
BZM-25B	<table border="1"> <tr> <td></td> <td>0</td> <td>I</td> <td>0</td> <td>I</td> </tr> <tr> <td></td> <td>0°</td> <td>90°</td> <td>180°</td> <td>270°</td> </tr> <tr> <td>1○</td> <td></td> <td>x</td> <td></td> <td>x</td> </tr> <tr> <td>3○</td> <td></td> <td>x</td> <td></td> <td>x</td> </tr> <tr> <td>5○</td> <td></td> <td>x</td> <td></td> <td>x</td> </tr> <tr> <td>7○</td> <td></td> <td>x</td> <td></td> <td>x</td> </tr> </table>		0	I	0	I		0°	90°	180°	270°	1○		x		x	3○		x		x	5○		x		x	7○		x		x		0.95
	0	I	0	I																													
	0°	90°	180°	270°																													
1○		x		x																													
3○		x		x																													
5○		x		x																													
7○		x		x																													
BZM-16D	<table border="1"> <tr> <td></td> <td>0</td> <td>I</td> </tr> <tr> <td></td> <td>0°</td> <td>90°</td> </tr> <tr> <td>1○</td> <td></td> <td>x</td> </tr> <tr> <td>3○</td> <td></td> <td>x</td> </tr> </table>		0	I		0°	90°	1○		x	3○		x		0.85																		
	0	I																															
	0°	90°																															
1○		x																															
3○		x																															
BZM-25D	<table border="1"> <tr> <td></td> <td>0</td> <td>I</td> </tr> <tr> <td></td> <td>0°</td> <td>90°</td> </tr> <tr> <td>1○</td> <td></td> <td>x</td> </tr> <tr> <td>3○</td> <td></td> <td>x</td> </tr> </table>		0	I		0°	90°	1○		x	3○		x		0.95																		
	0	I																															
	0°	90°																															
1○		x																															
3○		x																															

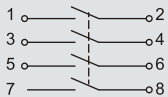

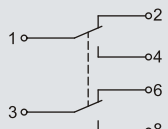

Zones 1&2

Technical data

Explosion-proof illumination switches BZM-□□

Explosion protection	⊕ II 2 G Ex d IIC T6
Certificates	LCIE 06 ATEX 6068; IECEx LCI 08. 0008; FM (USA)
Conformity to standards	EN 60079-0:2004, EN 60079-1:2004 IEC 60079-0:2004, IEC 60079-1:2003
Enclosure material	Copper-free aluminium; powder coated external surface
Enclosure colour	Window grey (RAL7040)
Switch function	On-off switch or changeover switch
Exposed fastener	Stainless steel
Rated voltage	Max. 250V AC
Rated current	16A, 25A
Degree of protection	IP65
Ambient temperature	-20°C ~ +55°C
Cable connection	3 x (2.5~4)mm ²
Cable entries	Standard 2 x M25 x 1.5 plug 2 x G3/4" plug or 2 x NPT3/4" plug on request
Cable gland(optional)	DQM-II (Ex d) or DQM-III (Ex d) is recommended. Please see P7/20~25.

Spare parts

Built-in switch	Rated voltage/current	Ordering code	Weight (kg)
 	250V/16A	30001	0.10
	250V/25A	30002	0.20
 	250V/16A	30003	0.10
	250V/25A	30004	0.20

Dimension drawings (all dimensions in mm) - subject to alteration

