


Ordering details



Type	Emergency light duration	Terminals	Through-wiring single-ended	Entry / thread	Threaded plug	Order No.
AB 12 Ni 18/18 1.5h (2 x 18 W)	1.5 h	1 x 3	x	2 x 3/4" NPT, metal thread	1 x 3/4" Ex-d	NOR 000 005 060 302
AB 12 Ni 36/36 1.5h (2 x 36 W)	1.5 h	1 x 3	x	2 x 3/4" NPT, metal thread	1 x 3/4" Ex-d	NOR 000 005 060 310
AB 12 Ni 18/18 3h (2 x 18 W)	3 h	1 x 3	x	2 x 3/4" NPT, metal thread	1 x 3/4" Ex-d	NOR 000 005 060 318
AB 12 Ni 36/36 3h (2 x 36 W)	3 h	1 x 3	x	2 x 3/4" NPT, metal thread	1 x 3/4" Ex-d	NOR 000 005 060 348
AB 12 Ni 18/18 1.5h (2 x 18 W)	1.5 h	1 x 3	x	2 x M25, metal thread	1 x M25 Ex-d	NOR 000 005 060 580
AB 12 Ni 36/36 1.5h (2 x 36 W)	1.5 h	1 x 3	x	2 x M25, metal thread	1 x M25 Ex-d	NOR 000 005 060 582
AB 12 Ni 18/18 3h (2 x 18 W)	3 h	1 x 3	x	2 x M25, metal thread	1 x M25 Ex-d	NOR 000 005 060 581
AB 12 Ni 36/36 3h (2 x 36 W)	3 h	1 x 3	x	2 x M25, metal thread	1 x M25 Ex-d	NOR 000 005 060 583

Scope of delivery without lamp and fixing accessories
Metal cable glands see catalogue part 2: 2.3.12 ff

Accessories



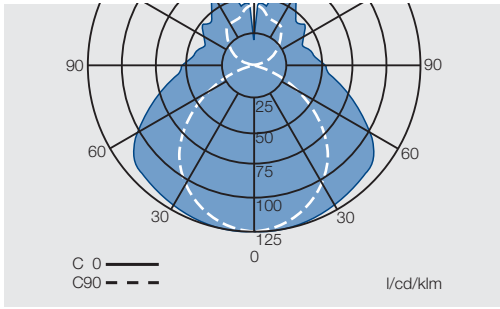
Type	Content	Application	Order No.
Reflector RAB 220	Reflector, AISI 304	for AB 12 Ni 18/18	NOR 003 045 060 403
Reflector RAB 240	Reflector, AISI 304	for AB 12 Ni 36/36	NOR 003 045 060 411
Reflector GRAB 220	Reflector + wire guard ANSI 304	for AB 12 Ni 18/18	NOR 003 045 060 479
Reflector GRAB 240	Reflector + wire guard ANSI 304	for AB 12 Ni 36/36	NOR 003 045 060 487
Reflector RAB 220	Reflector, AISI 316	for AB 12 Ni 18/18	NOR 003 165 060 403
Reflector RAB 240	Reflector, AISI 316	for AB 12 Ni 36/36	NOR 003 165 060 411
Reflector GRAB 220	Reflector + wire guard ANSI 316	for AB 12 Ni 18/18	NOR 003 165 060 479
Reflector GRAB 240	Reflector + wire guard ANSI 316	for AB 12 Ni 36/36	NOR 003 165 060 487

2.10

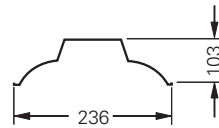
Dimension drawing / Polar curve

AB 12...Ni

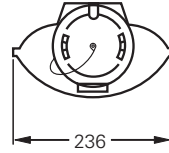
Polar curve AB 12...Ni



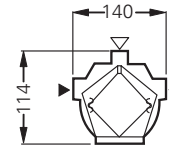
AB 12...



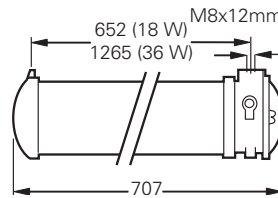
Reflector RAB



Reflector with wire guard GRAB



▷ optional entries, on request
▶ entries



Dimensions in mm



Technical data

	AB 12 Ni 18/18	AB 12 Ni 36/36
EC-Type Examination Certificate	LOM 09 ATEX 2062X	LOM 09 ATEX 2062X
Marking accd. to 94/9/EC	Ⓜ II 2 G Ex d e ib IIB T5/T6 Ⓜ II 2 D Ex tD A21 IP67 T100°C	Ⓜ II 2 G Ex d e ib IIB T5/T6 Ⓜ II 2 D Ex tD A21 IP67 T100°C
Permissible ambient temperature	-20 °C up to +40 °C (T6) -20 °C up to +55 °C (T5) (specified data -5 °C up to +30 °C)	-20 °C up to +40 °C (T6) -20 °C up to +55 °C (T5) (specified data -5 °C up to +30 °C)
Battery	6 V / 4 Ah NiCd	6 V / 4 Ah NiCd
Rated voltage	220 - 240 V AC	220 - 240 V AC
Rated current	0.17 A	0.33 A
Frequency	50 - 60 Hz	50 - 60 Hz
Charging duration	≥ 14 h	≥ 14 h
Power factor cos φ	≥ 0.9	≥ 0.9
Circuit	EVG with emergency lighting supply	EVG with emergency lighting supply
Protection class	I	I
Lamp / Illuminant	2 x T26 / 18 W	2 x T26 / 36 W
Rated luminous flux	2700 lm ¹⁾	6700 lm ¹⁾
Lamp cap	G13 accd. to IEC 60061-1	G13 accd. to IEC 60061-1
Light efficiency in operation	73%	73%
Luminous flux in emergency operation (1.5 h, one lamp)	675 lm ¹⁾	1072 lm ¹⁾
Luminous flux in emergency operation (3 h, one lamp)	392 lm ¹⁾	392 lm ¹⁾
Dimensions (L x W x H)	707 x 140 x 144 mm	1320 x 140 x 144 mm
Connecting terminals	L1, N and PE: 2 x 2.5 mm ² / PE ext. 2 x 6 mm ²	L1, N and PE: 2 x 2.5 mm ² / PE ext. 2 x 6 mm ²
Enclosure colour	grey	grey
Enclosure material	copper-free aluminium with powder coating	copper-free aluminium with powder coating
Weight	7 kg	12 kg
Cable glands / gland plates / enclosure drilling	direct entry: 2 x 3/4" NPT or 2 x M 25 1 x Ex-d blanking plug 3/4" or M25	direct entry: 2 x 3/4" NPT or 2 x M 25 1 x Ex-d blanking plug 3/4" or M25
Degree of protection accd. to EN 60529	IP67	IP67
Protective cover / protective bowl	borosilicate glass	borosilicate glass

¹⁾ depends on used lamps