Accessories

Auxiliary Contact Blocks

Type			ABNAU-2	ABNAU-4	ABNAU-1	ABNAU-100
For use with			ABNAC0903~8503	ABNAC0903~8503	ABNAC0903~8503	ABNAC10003 -22003
Ith			16A	16A	16A	16A
Ie (A)	AC-15		120V	6A	6A	6A
			240V	3A	3A	5A
			480V	1.5A	1.5A	3A
			600A	2A	2A	3A
Operational Frequency			OPS/hn	1800	1800	1800
Contact Configuration			2NO 2NC 1NO+1NC	4NO 3NO+1NC 2NO+2NC 1NO+3NC 4NC	1NO 1NC	1NO+1NC

Surge Suppression Unit

Components	For Use With	Operating Voltage	Specification	Type	Picture
Varistor ①	ABNAC 0903~8503	24~48V	120V	ABN-AS11	
		100~125V	270V	ABN-AS12	
		200~240V	470V	ABN-AS13	
		380~440V	1000V	ABN-AS14	
CR+Varistor ②	ABNAC 0903~8503	24~48V	120V Varistor 0.1uF , 100Ω	ABN-AS1	
		100~125V	270V Varistor 0.1uF , 100Ω	ABN-AS2	
		200~240V	470V Varistor 0.1uF , 100Ω	ABN-AS3	

Mechanical Interlock Unit

Type	ABN-AR9
For use with	ABNAC0903~8503

Separate Mounting Unit

Type	ABNSAZ-22H	ABNSMU-40H
For use with	ABN-TR22	ABN-TR40

Capacitor Contactor

Technical Data





Description

When switched on, a capacitor can function as a short-circuit element. The capacitor inrush or charging current magnitude depends on AC voltage at turn on and on the impedance of connection cables and a power supply transformer. In case of individual capacitor load, charging current peaks that are 30-time greater than rated capacitor current can occur.

In case of a multi-stage capacitor the inrush current can exceed 180-time rated capacitor current. Such a strong current can flow through a contactor from the beginning when inrush current occurs from power supply network and the capacitor is already connected.

Such inrush current is undesirable since main contacts of standard duty contactors are likely to weld.

ABN capacitor duty contactor is designed to meet the requirements of capacitor duty applications. Contactors are fitted with a block of three auxiliary contacts connected in series with six quick discharge damping resistors, two per each phase. Peak current is limited to the value within the contactor making capacity.

Three-pole contactors from 2.5 kVAr to 85 kVAr are available in 14 ratings complying with the EN/IEC 60947-4-1 and IS 60947-4-1 standards.

Rating Parameter

Type	Maximum Operating Power(kVar) θ ≤ 55°C (3)			Ith A	In-built Auxilliaries		Max. Operating Hour
	220~240V	400~440V	550~600V		NO	NC	
ABNCC0211XXX	1.4	2.5	3.7	25	1	1	240
ABNCC0511XXX	2.7	5	7.3	25	1	1	240
ABNCC0712XXX	4	7.5	11	25	1	2	240
ABNCC1012XXX	5.4	10	14.5	25	1	2	240
ABNCC1212XXX	6.7	12.5	18	25	1	2	240
ABNCC1612XXX	8.5	16.7	24	40	1	2	240
ABNCC2012XXX	10.7	20	30	40	1	2	240
ABNCC2523XXX	15	25	36	50	2	3	240
ABNCC3323XXX	17.7	33	48	80	2	3	100
ABNCC4023XXX	22	40	58	80	2	3	100
ABNCC5023XXX	27	50	72	100	2	3	100
ABNCC6023XXX	37	65	94	110	2	3	100
ABNCC7523XXX	40	75	108	135	2	3	100
ABNCC8523XXX	45	85	123	135	2	3	100

Note: "XXX" to specify coil voltage please refer page no. 11

Circuit Diagram

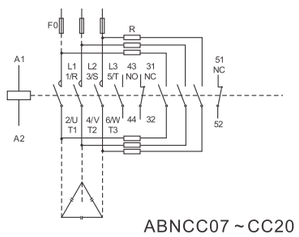

ABNCC07 ~ CC20

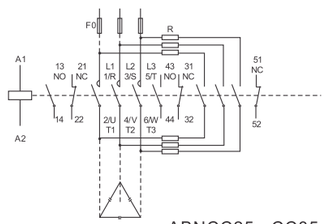

ABNCC25 ~ CC85